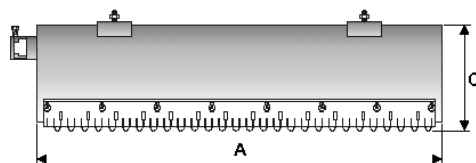




3- CATALOGUE SBM

3.1.1- BRÛLEURS

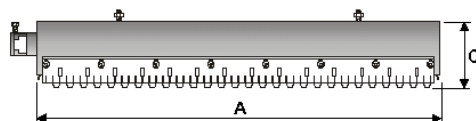

3.1.1.1- PRINCIPALES DIMENSIONS DES BRÛLEURS TYPE ZL *



TYPE	A (mm)	B (mm)	C (mm)
BR 8ZL	525	70	136
BR 12ZL	777.5	70	136
BR 14ZL	882	70	136
BR 16ZL	1030	70	136

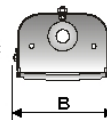
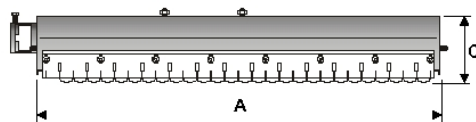

* La réalisation à la demande de longueurs A intermédiaires entre les brûleurs BR 8ZL et BR 16ZL est techniquement possible : consulter SBM.

3.1.1.2- PRINCIPALES DIMENSIONS DES BRÛLEURS TYPE PNZ



TYPE	A (mm)	B (mm)	C (mm)
BR 5PNZ	330	70	86
BR 8PNZ	519	70	86

3.1.1.3- PRINCIPALES DIMENSIONS DES BRÛLEURS TYPE Z



TYPE	A (mm)	B (mm)	C (mm)
BR 6Z	205	129	86
BR 8Z	268.5	129	86
BR 10Z	318	129	86
BR 12Z	395	129	86
BR 16Z	519	129	86

GUIDE

CHOIX DE L'EQUIPEMENT